

QR w/ LED Tubes

QR SERIES

ARCHITECTURAL
STYLING


QUAZAR

PENDANT MOUNT
DIRECT/INDIRECT

Available with LED Tubes
Available with LED Express



Job Name	
Catalog Number	
Notes	Type



application

- Stylish, clean-lined luminaire, perfect for schools, offices and other spaces utilizing video display terminals or locations requiring a visually comfortable environment
- Able to be cable, or stem mounted individually or in continuous rows
- Available in 2 and 3 light, multiple lengths and numerous lamp/ballast combinations

construction

- The QR series is a premium grade of fluorescent luminaire specifically designed for long-term, dependable service with the benefits of indirect lighting
- Features durable steel bodies, quality paint finishes and superior electrical components
- Manufactured from code gauge steel for premium strength and rigidity
- Features a direct/indirect wide beam perforated diffuser for uniform ceiling illumination for a glowing, low brightness luminance
- Suspension mount options to suit your application; standard stem & canopies or aircraft cable

electrical

- All electrical components are U.L. listed or recognized
- Electronic Class P ballasts standard in fluorescent models

finish

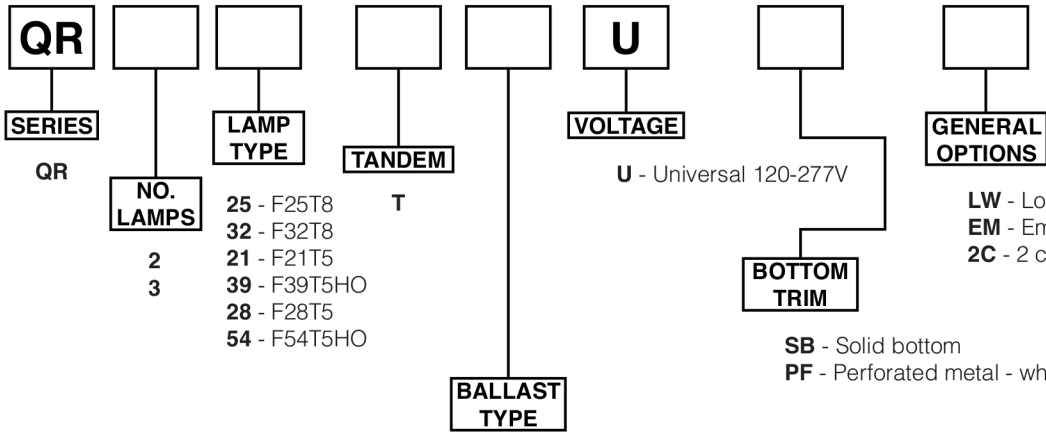
- Prior to painting, all metal parts are treated with a multi-stage phosphate bonding process to ensure adhesion and inhibit rusting
- Powder coated with lighting grade white, having a reflectance factor exceeding 87% for premium quality and durability

QR w/ LED Tubes

QR
SERIES
ARCHITECTURAL
PENDANT MOUNT
INDIRECT/DIRECT

ordering guide

Note: Tandem units contain double the amount of lamps shown



Note: Individual units are not suitable for continuous row mounting and cannot be field modified. For joining units together in continuous rows PLEASE Consult Factory for ordering specifications and information.

NOTE: WHEN ADDING 3' OR 4' INTERMEDIATE OR END OF RUN UNITS, STEM SPACING REMAINS CONSTANT

- BALLAST TYPE**
- C8** - CEE listed high performance T8 (instant start)
 - CP8** - CEE listed high performance T8 (program start)
 - E5** - Electronic T5
 - H5** - Electronic T5HO
 - E8** - Electronic T8
 - H8** - High lumen output T8
 - ED** - Electronic dimming (consult factory)

- GENERAL OPTIONS**
- LW** - Low watt ballast (T8 only)
 - EM** - Emergency pack, 1 lamp 90 min. up to 500 lu.
 - 2C** - 2 circuit

Available with LED Tubes
Available with LED Express

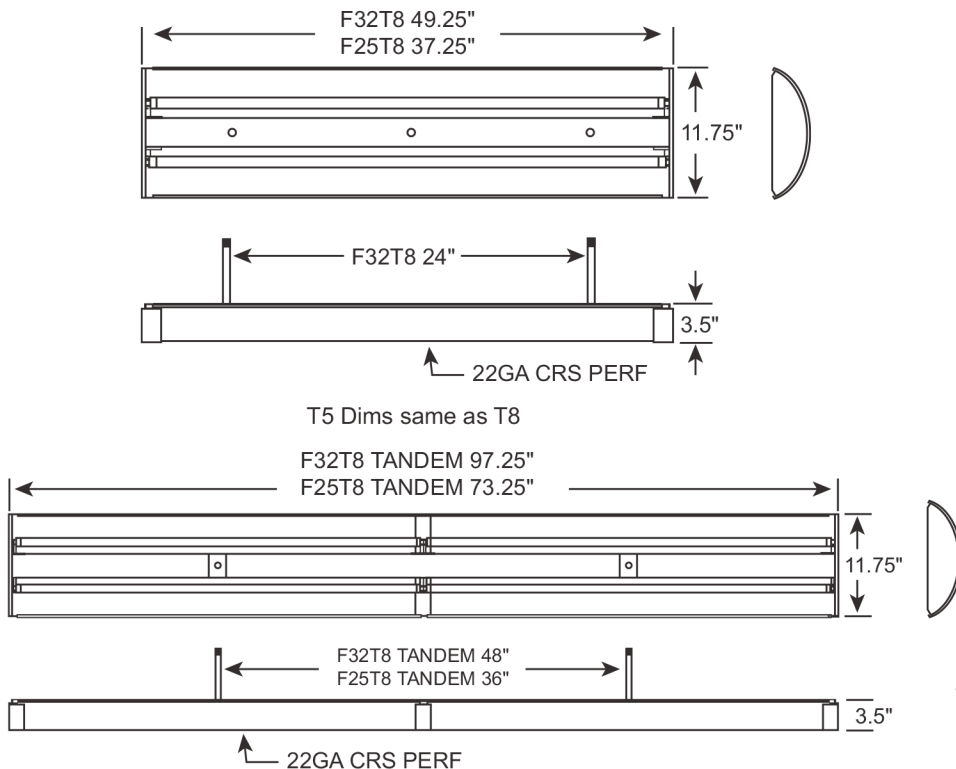


dimensional data

NOTE: SPECIFICATIONS AND DIMENSIONAL DATA ARE SUBJECT TO CHANGE WITHOUT NOTICE

accessories

cross sections



TANDEM UNITS (SINGLE AND CONTINUOUS RUN)
T5 DIMS SAME AS T8

LAMP OPTIONS

- 13 T5/T8 841K
- 16 T5/T8 835K
- 11 T5/T8 830K

- Canopy Standard white 5" dia., 1 1/2" deep with hardware
- Stem Stem + Length needed (ie: STEM24)
- AC Aircraft cable & hardware
Consult Factory for type and length

NOTE: In order to achieve rated lamp life, fixtures controlled by motion sensors should be ordered with programmed start ballasts when available and minimum time delay should be set to 15 minutes - Consult Factory

Note: When utilizing Emergency Pack and Factory Supplied Aircraft Cable please specify 4-wire supply cord.

Consult factory for additional options not shown or listed

LaMar Lighting assumes no responsibility for misapplication of fixtures